



Open Government Data for *Good Governance & Development*

Craig Hammer, The World Bank

March 12, 2025



THE WORLD BANK

IBRD • IDA | WORLD BANK GROUP



Open Government Data

What: *Definition*

Why: *Impact*

How: *Opportunities*



Open Government Data

What: *Definition*

Why: *Impact*

How: *Opportunities*

GOVERNANCE (World Bank)

*"the manner in which
power is exercised in the
management of a country's
economic and social resources
for development"*

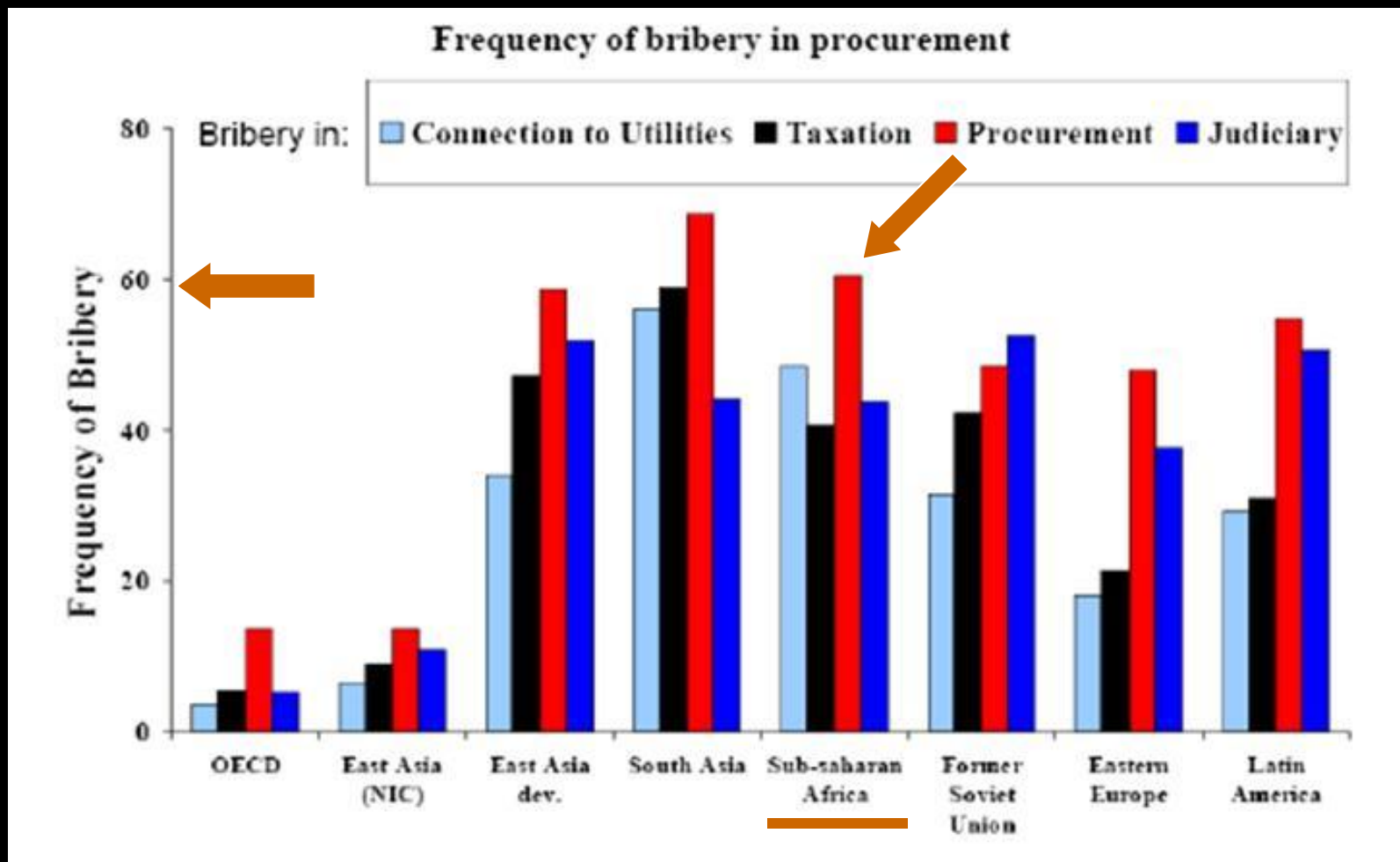
CORRUPTION (World Bank)

*Corruption is
“the abuse of public office for private gain...”*

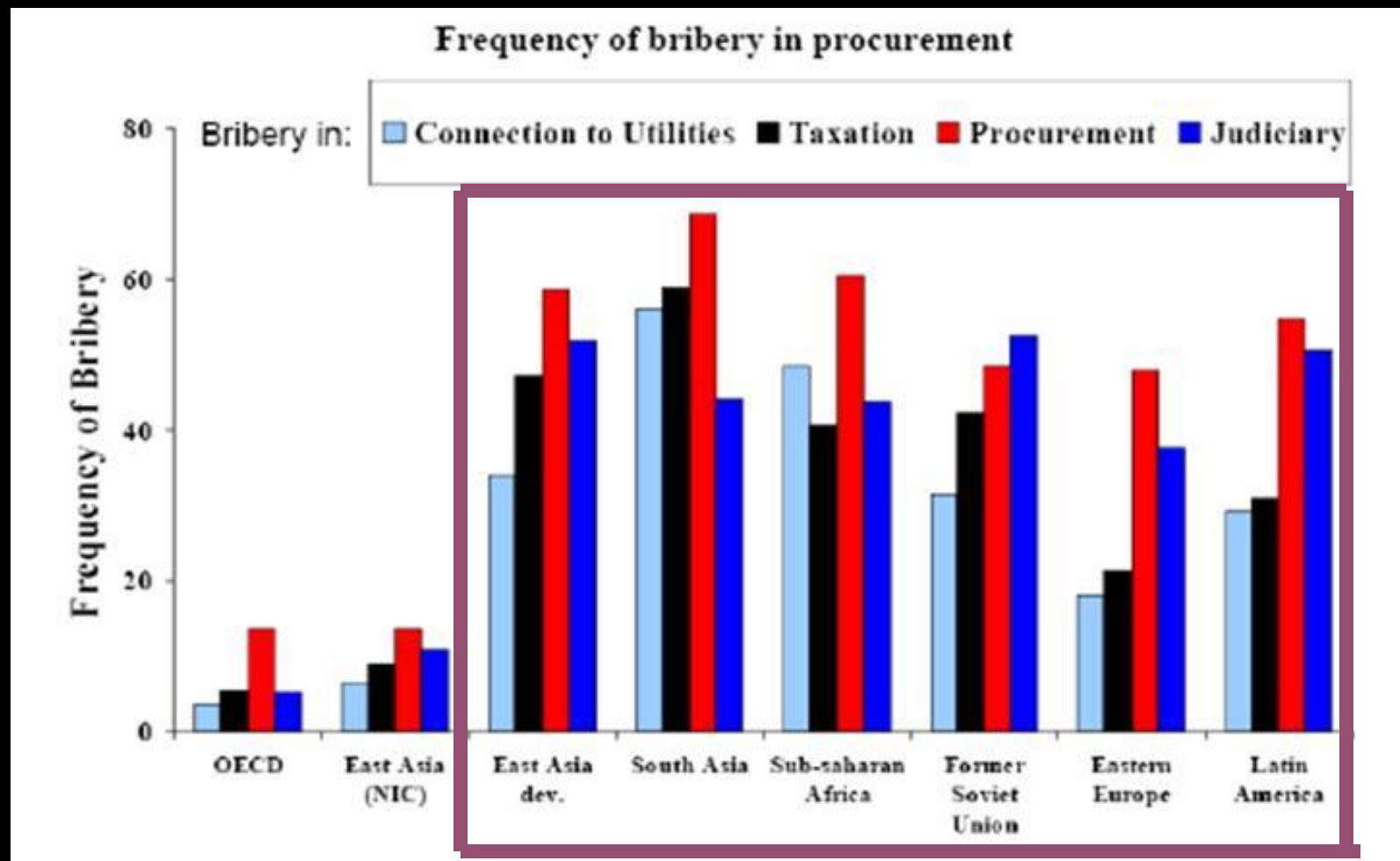
It covers a wide range of behavior, from bribery to theft of public funds. Corruption exists all over the world, but it is usually present in countries with weak institutions, often affected by fragility and conflict

WHY DOES CORRUPTION MATTER?

Corruption *perpetuates poverty*, sows *insecurity* and *robs* the world's most vulnerable people of desperately needed funds and public services.




corruption



USD \$820 billion on procurement



Mohamed Suharto
(President of Indonesia
1967-1998) \$35 billion



Mobuto Sese Seko
(President of Zaire 1965-1997)
\$5 billion



Sani Abacha
(President of Nigeria
1993-1998) \$5 billion



Ferdinand Marcos
(President of the
Philippines 1972-1986)
\$10 billion

Corruption costs lives.

~\$500 billion of funding destined for health services is lost to corruption every year.

This corruption in the health sector kills an estimated 140,000 children a year, fuels the global rise in antimicrobial resistance, and hampers the fight against HIV/AIDS and countries' ability to respond to pandemics.

Corruption has been a driving force behind some of the deadliest conflicts in recent history. It helps create the conditions in which these conflicts can thrive.

Corruption perpetuates poverty, inequality and injustice, wastes funds that could be spent on development and security, and facilitates the operations of extremist groups and organized crime syndicates.

What is Open Government Data?

Data
that can be
freely used
freely reused
and **redistributed**
by **anyone**
for **any purpose**

What makes data truly open?



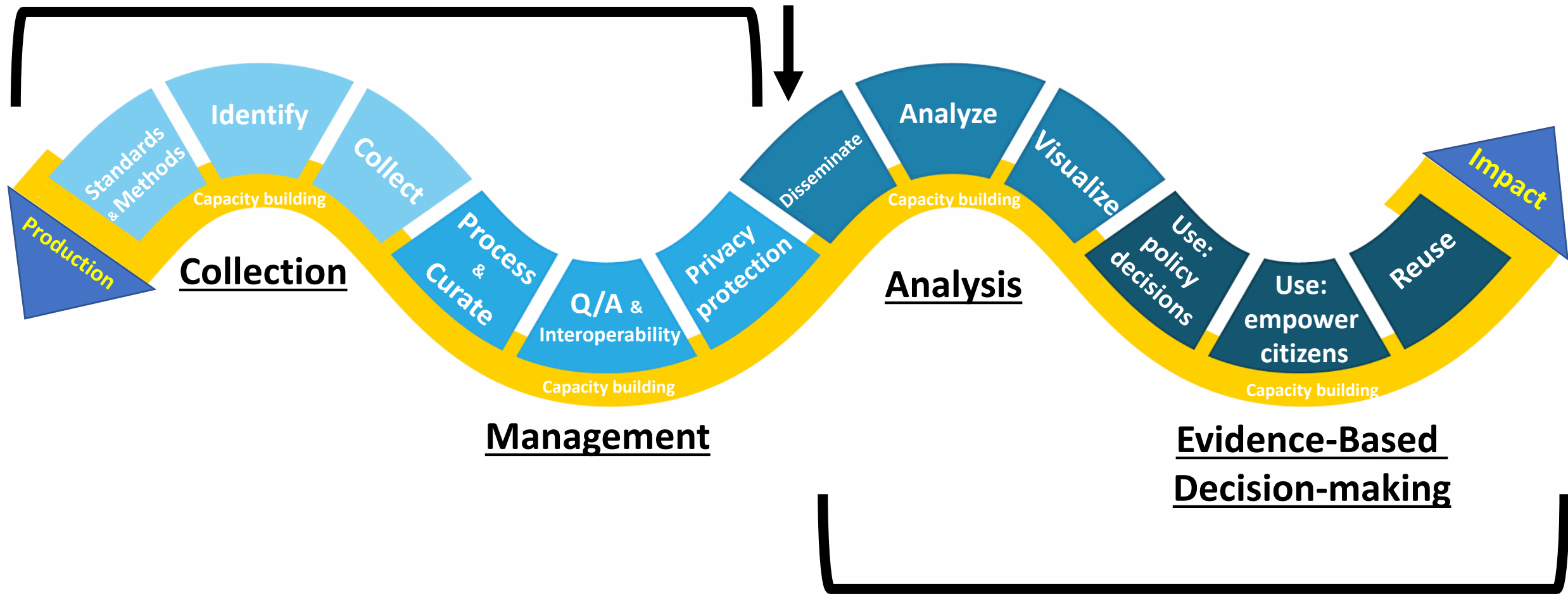
Technically Open

- Easy online access to all unrestricted datasets
- Data catalog with metadata
- Available for download in multiple formats (CSV, Excel, JSON, etc.)
- **Provide Open API access to the data**

Legally Open

- No restrictions on use and/or redistribution
- The data must be available under an open license
- Open Data Commons Attribution License (ODC-BY)

“Open Data Value Chain”





Open Government Data

What: *Definition*

Why: *Impact*

How: *Opportunities*

McKinsey Global Institute
McKinsey Center for Government
McKinsey Business Technology Office



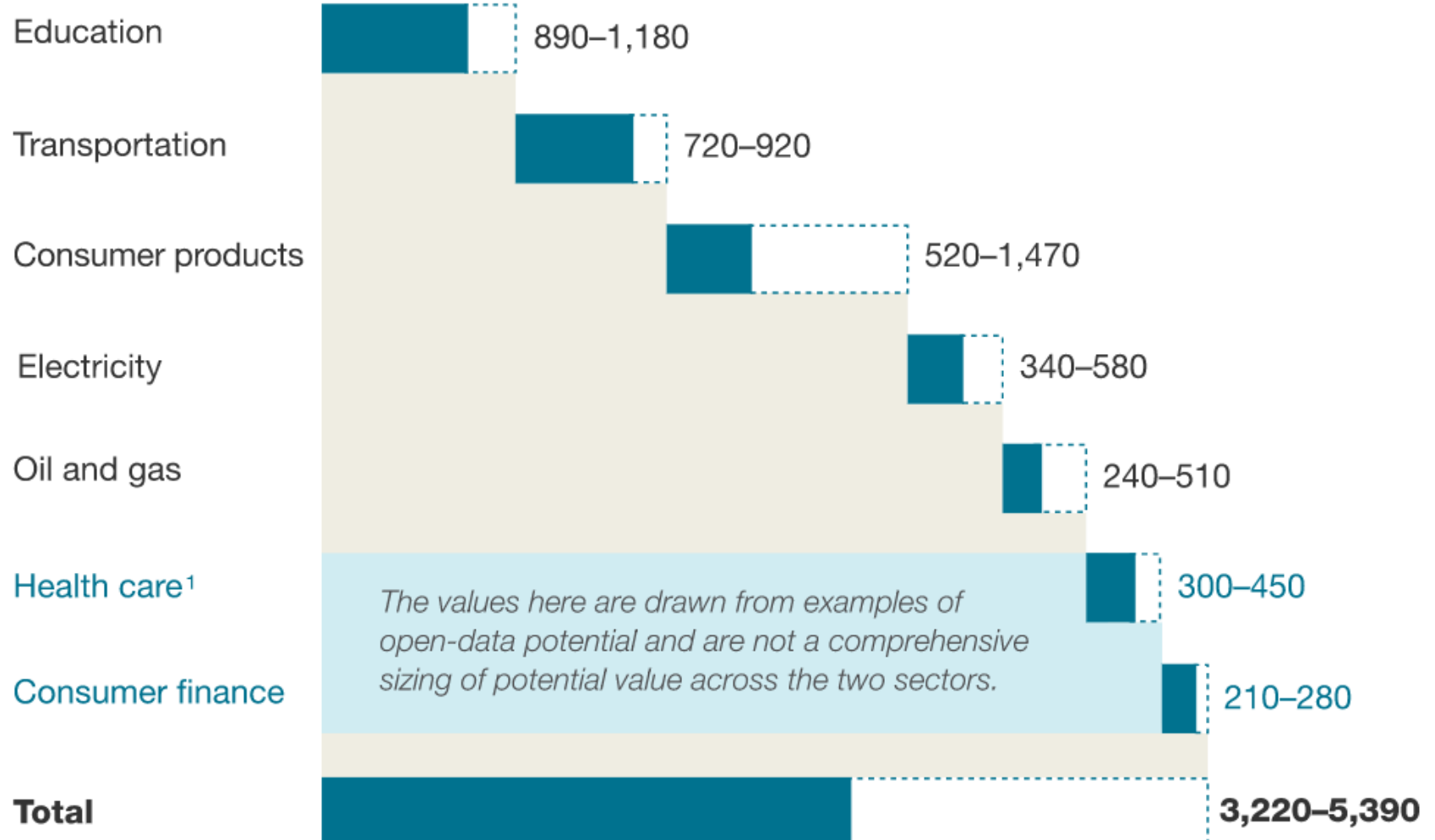
October 2013

Open data: Unlocking
innovation and performance
with liquid information

- New entrepreneurial businesses
- Helping companies segment markets
- Define new products & services,
- Improve the efficiency & effectiveness of operations.

Open data can help unlock **\$3 trillion to \$5 trillion** in economic value annually across seven sectors.

Potential value in open data, \$ billion



From Theory to Practice
Open Government Data, Accountability,
and Service Delivery

Michael Christopher Jelenic

Rigorous analysis (20 countries):

- Finds **significant associations** between Open Government Data and **better service delivery** in the **health** and **education** sectors.
- **Empirical support** for the role & value of Open Government Data.



ACLÍMATE COLOMBIA

Open Data to Improve Agricultural Resiliency



Open agricultural data & training to help farmers adapt to climate change.

Result = improved yields / drought resistant crops



NEPAL EARTHQUAKE RECOVERY

Open Data to Improve Disaster Relief



Crowdsourced open data to identify urgent needs of citizens, target relief efforts, & ensure aid money reached those in need.

Result = improved disaster management



SOUTH AFRICA: CODE4SA

Cheaper Medicines for Consumers



Department of Health: Medicine Price Registry allows patients to compare medicine prices

Result = patients save money



OPEN CONTRACTING AND PROCUREMENT IN SLOVAKIA

Establishing Trust in Government through Open Data



All procurement documents (receipts & contracts) are published online

Result = increased competition & better value for govt money

EFFICIENCY

TRUST

INNOVATION

ECONOMIC VALUE



www.open-contracting.org/

**OPEN
CONTRACTING
PARTNERSHIP**

[Impact stories](#)

English ▼

Search

[Implement open contracting](#)

[Topics](#)

[Data](#)

[Resources](#)

[Worldwide](#)

[About us](#)

[News](#)



Better procurement



OPEN GOV

The Impact of
MAPPING THE LA
ALPHA VERSION

Type of Intervention tested

Types of Open Government Outcomes and Im

Meet the candidate Sessions

Fiscal and budget transparency

Voter turnout

Evidence-based electoral decisionmaking

Enhanced engagement other than voting

Answerability to Public Inquiries

More inclusive decision-making processes

Hiring and firing of civil servants

Increased equity in service delivery

Increased quality in service delivery

Reduced corruption

Older local gov't and service provider accountability

Improved Health Outcomes

Better regulatory compliance

Enhanced trust in

Tran...

Citizen Engagement an...

Responsiveness

Accountability

Social, Economic, Envir...

TRANSPARENCY INTERVENTIONS: COMMUNITY-BASED INFORMATION PROVISION

Uganda



Benin



India



Uganda



asse...

Mexico



BANGLADESH



PAC meeting

TANZANIA

Home » News

Ministers under attack from MPs

BY PATRICK KISEMBO

20th April 2012

Comments Print Email

Committees: Theft of funds, waste of resources happening under their watch

Ludewa legislator Deo Filikunjombe (CCM) yesterday pointed an accusing finger at Finance minister Mustafa Mkulo, associating him with corruption, dishonesty and lack of integrity.

He did so as debate continued on reports tabled in the National Assembly by parliamentary committees for public accounts (PAC), parastatal organisations accounts (POAC), and local authorities accounts (LAAC).

Visibly enraged, the MP declared in the National Assembly that he was armed with evidence on the matter and on "all the country to Hell".



Resignation of
8 Ministers for
portfolio
mismanagement



Public Participation in Budget



“This program triggered a desire in me to **lead** the Social Accountability process in Pakistan ... through grassroots advocacy & awareness-raising... and to make the government **accountable** as ‘duty bearer’”

-Iftikhar-ur-Rehman,
CEO, Community Uplift Program

Communiqué du Réseau Marocain pour le Droit d'Accès à l'Information (REMOT)

Non à la marginalisation de la société civile !

Le ministre délégué chargé de la Fonction publique et de la modernisation de l'administration, Mr Abdeladim Guerrouj, a annoncé mardi 8 janvier 2013 au Parlement, que le projet de loi sur le droit d'accès à l'information (DAI) est fin prêt pour sa présentation à l'instance législative.

La presse annonce depuis quelques jours que le texte a été remis au président du gouvernement pour sa programmation prochaine au Conseil du gouvernement et que le ministère de tutelle, affirme avoir consulté les associations, qui œuvrent pour la promotion du DAI.



Bonne gouvernance
Plaidoyer pour le droit à l'information
« Tous les articles »

Théâtres de
sensibilisation

MOROCCO



**Civil Society demands participation
in the drafting of ATI law**



Open Government Data

What: *Definition*

Why: *Impact*

How: *Opportunities*

***The World Bank's
approach...***



"Renewed Data Bank"



Prioritizing the
right data at the
right time
for the
right results

FILLING THE GAPS

The World Bank Group is working to close data gaps by strengthening country data production, management, and use at the source. More development data will mean more pro-development AI solutions.

Food Security & Agricultural Productivity

>50% of the world's food insecure population live in countries lacking reliable data.

Fragile/Conflict States: 7 of 39 countries have reliable national food security statistics

The World Bank is pulling new data sources to work for development:

- geospatial
- mobile phones
- sensors



Children, Learning Poverty, Human Capital

200 million children < 5 years old have no birth registration

>750 million children (5-14) live in countries missing comparable data on basic reading proficiency

>772 million children missing a comparable learning assessment

300 million children live in countries without recent data on stunting

IDA

The Value of IDA
\$1 to \$1.4
Investing \$1 in IDA creates \$1.3 in development

Key IDA Achievements FY15-FY23

276.3 MILLION
Millions of people reached by IDA projects

827.4 MILLION
People who have received IDA health services

17.6 GW
Generation capacity of renewable energy

56.2 MILLION
People provided with improved water services

152.3 MILLION
People with access to improved water services and sanitation

IDA Borrowers/States

16.4 MILLION
People reached with improved water services

4.7 MILLION
People provided with improved water services

96.1 MILLION
People provided with improved water services

114.0 MILLION
People provided with improved water services

12.1 MILLION
People provided with improved water services

5.6 MILLION
People provided with improved water services

WBG Data Universe

+14K INDICATORS
~300 MILLION DATA POINTS
+20 MILLION OPEN DATA VISITS/YEAR

50+ Years of World Bank Data

1978 and GNI per capita (forerunner of the World)

198

Poverty Data: 100 Country Surveys

How Many People Live Below the Poverty Line?

People in extreme poverty (< \$2.15 a day)

People who live below \$5.65 a day

Measuring Poverty Incorporating Income, Education, and Access to Basic Services

85.4 MILLION
People who live below \$5.65 a day

16.4 MILLION
People who live below \$5.65 a day

4.7 MILLION
People who live below \$5.65 a day

96.1 MILLION
People who live below \$5.65 a day

114.0 MILLION
People who live below \$5.65 a day

12.1 MILLION
People who live below \$5.65 a day

5.6 MILLION
People who live below \$5.65 a day

Gender

+20% Higher incomes if Women Were Employed at the Same Rate as Men
per-capita incomes over long-run

+5.6 TRILLION
Contribution to global economy if there was gender parity in entrepreneurship

Since 1990, Women's Participation in the Labor Force Hasn't Changed

Women's economic participation can drive growth and prosperity

Financial & Digital Inclusion Gaps Limit Opportunity

1 BILLION WOMEN
were not covered or inadequately covered by social protection

Women Are the Majority of the Unbanked

WOMEN/MEN 31/40%
Made or received digital payments in low income countries in 2021

Women Trail Men in Internet Usage

WOMEN/MEN 20/34%
Low-income countries

Other Factors Hinder Opportunity

Younger Women Most at-Risk from Physical or Sexual Violence

287K maternal deaths in 2020

>99% in Low- & Middle-income Countries

GENDER DATA PORTAL
genderdata.worldbank.org

Food/Agriculture

Smallholder Farmers' Credit
\$70 BILLION PROVIDED
\$238 BILLION NEEDED
by financial providers in low- and middle-income countries

2.4%
Global mitigation finance is used for reducing or removing emissions from agrifood systems

25% of financial services to smallholders are provided by informal networks

70-80% Farmers are in the informal sector disconnected from finance, technology, and markets

1.7% of climate finance goes to small-scale farmers

Agriculture's Hidden Costs Outweigh its Production Value

\$10 TRILLION AGRIFOOD PRODUCTION VALUE
\$12.7 TRILLION ENVIRONMENTAL, HEALTH, SOCIAL COSTS

Shifting Farm Workers
ON-FARM 64%
OFF-FARM 36%
LOW-INCOME COUNTRIES

11% 89%
HIGH-INCOME COUNTRIES

Food Insecurity is at Record Highs
282 MILLION PEOPLE
59 COUNTRIES
ACUTE FOOD INSECURITY SOURCE: 2024 GLOBAL REPORT ON FOOD CRISES (GRFC)

Mission 300

+24 MILLION
People connected to electricity in Sub-Saharan Africa by 2030

600 MILLION PEOPLE
Lack Electricity Access in Sub-Saharan Africa.

How Will We Achieve Mission 300?
Millions of People

12M Already Connected

Energy Consumption per Capita

Population
GDP

AFRICA INDIA CHINA EU UNITED STATES

Health

The WBG will help countries reach

1.5 BILLION PEOPLE
with more & better health services by 2030

10 MILLION shortfall in healthcare workers by 2030
the largest gap in low- & middle-income countries

(1) Open Data

Repurposing
+ public
yield

▲\$2.41 by 2030
▼40% GhG emissions
▲105M hectares agricultural land returned to natural habitats

Most Agrifood Emissions Come from Developing Countries

75%
AGRIFOOD EMISSIONS

21% 34% 45%
LAND USE CHANGE PRE- AND POST- PRODUCTION FARM GATE

Investments to Reduce Greenhouse Emissions in the Food Sector
▲18X/\$260
Increase/Billion annually needed to reach Net Zero by 2050

16:1
Return on investment
SOURCE: RECIPE FOR A LIVABLE PLANET



DATA360

...to enable 360-degree, open data-driven insights



DATA360: One-stop – *free, open, trustworthy*

Integrated Topic Profile

Integrated Indicator Profile

THE WORLD BANK
Data 360 | Planet

Search data, e.g. South Asia, time use, GBV, etc.

HOME ECONOMIES THEMES DATA ANALYTICS RESOURCES ABOUT

Planet > Agriculture and Food

TOPIC

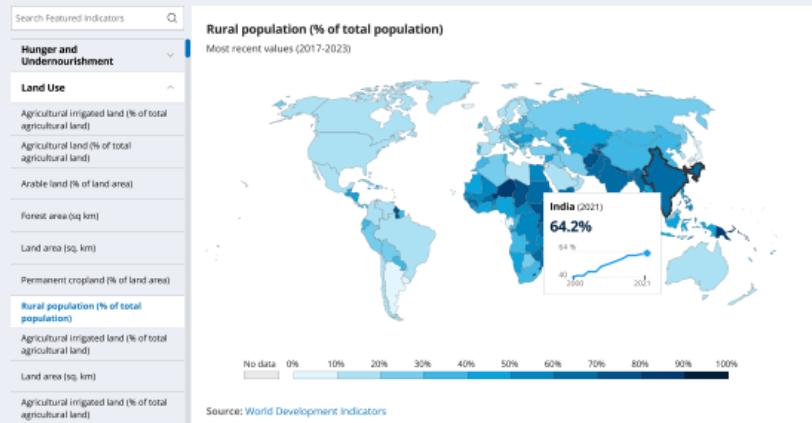
Agriculture and Food

123 Indicators | 9 Datasets

For the 70 percent of the world's poor who live in rural areas, agriculture is the main source of income and employment. Data presented here include measures of agricultural inputs, outputs, and productivity compiled by the UN's Food and Agriculture Organisation.

[Read more](#)

Global overview



Featured indicators

Featured Datasets

Container Port Performance Index

Indicators 196 Economies 192 Years '96-'23

Global Electricity Regulatory Index

Indicators 196 Economies 192 Years '96-'23

Private Participation in Infrastructure (PPI)

Indicators 196 Economies 192 Years '96-'23

World Development Indicators

Indicators 196 Economies 192 Years '96-'23

Resources

Gender Data Portal

The Gender Statistics database is a comprehensive source for the latest sex-disaggregated data and gender statistics covering demography...

Datasets 90 Indicators 140
Geographies 192 Years 1960-2023

EFI 360

The Gender Statistics database is a comprehensive source for the latest sex-disaggregated data and gender statistics covering demography...

Datasets 90 Indicators 140
Geographies 192 Years 1960-2023

Gender Data Portal

The Gender Statistics database is a comprehensive source for the latest sex-disaggregated data and gender statistics covering demography...

Datasets 90 Indicators 140
Geographies 192 Years 1960-2023

EFI 360

The Gender Statistics database is a comprehensive source for the latest sex-disaggregated data and gender statistics covering demography...

Datasets 90 Indicators 140
Geographies 192 Years 1960-2023

Insights



Infrastructure, economics, and a sustainable future

Lorem ipsum dolor sit amet consectetur. Sollicitudin sit eleifend eu faucibus dui blandit diam sit elementum.



Shipping Density

Lorem ipsum dolor sit amet consectetur. Sollicitudin sit eleifend eu faucibus dui blandit diam sit elementum.



Economic development unlocked: a meta-analysis of infrastructure's impact

Lorem ipsum dolor sit amet consectetur. Sollicitudin sit eleifend eu faucibus dui blandit diam sit elementum.

THE WORLD BANK
Data 360 | Planet

Search data, e.g. South Asia, time use, GBV, etc.

HOME ECONOMIES THEMES DATA ANALYTICS RESOURCES ABOUT

INDICATOR

Labor force participation rate

1991-2018 | 191 Economies | Updated annually (last 3 weeks ago)

Source: International Labour Organization, "ILO Modelled Estimates and Projections database (ILOEST)" ILOSTAT.

Disaggregations: **GENDER** **AGE** **INCOME QUINTILE**

Labor force participation rate is the proportion of the population ages 15 and older that is economically active: all people who supply labor for the production of goods and services during a specified period.

[View all details](#)

Downloads

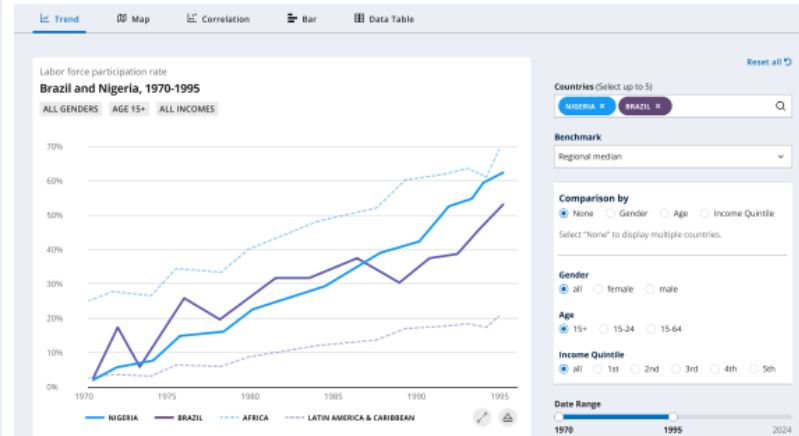
CSV X XLS X JSON X API Access

1234 views 700 downloads

Related

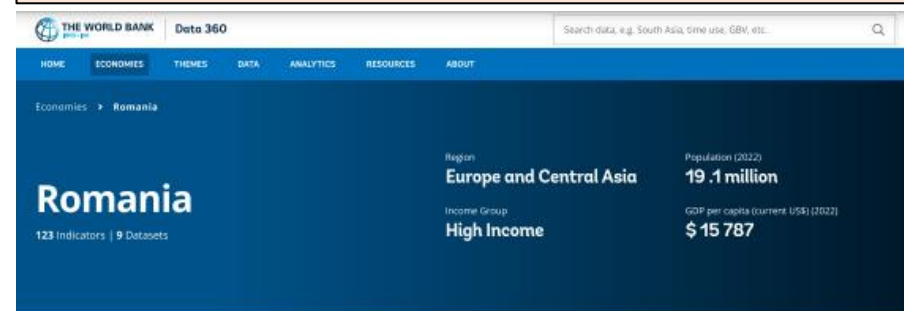
Themes & Topics: People | Social Protection & Labor | Human Capital | Labor force structure

Datasets: [Country Climate and Development Report](#) | +4 others



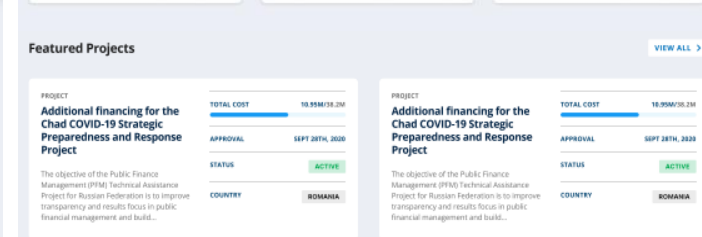
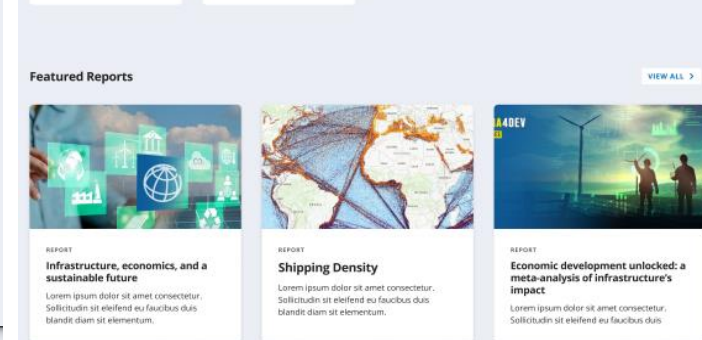
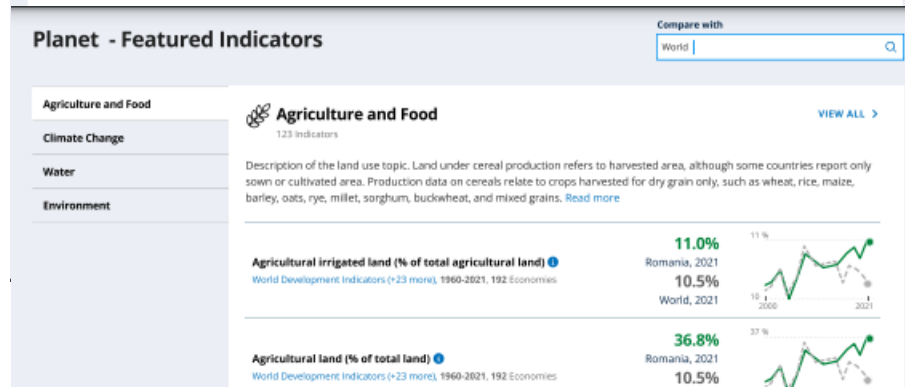
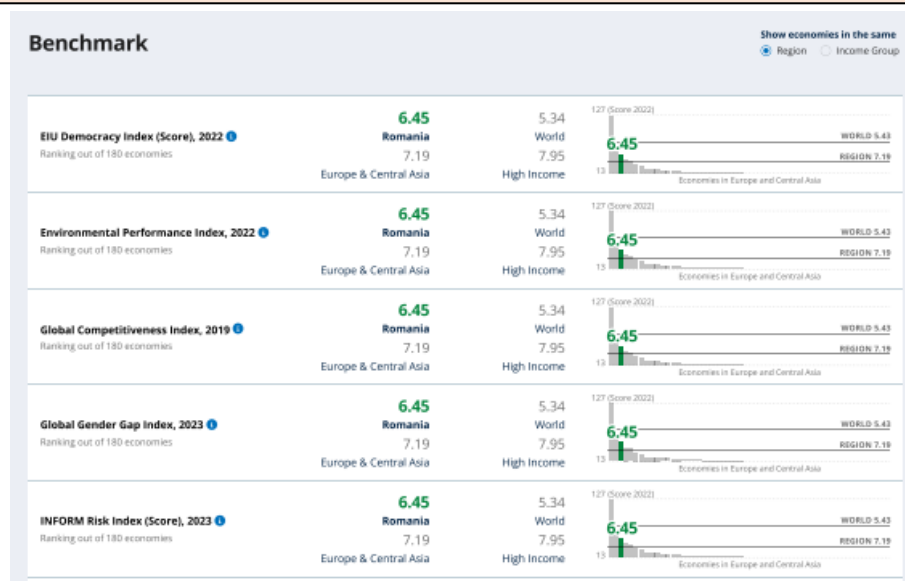
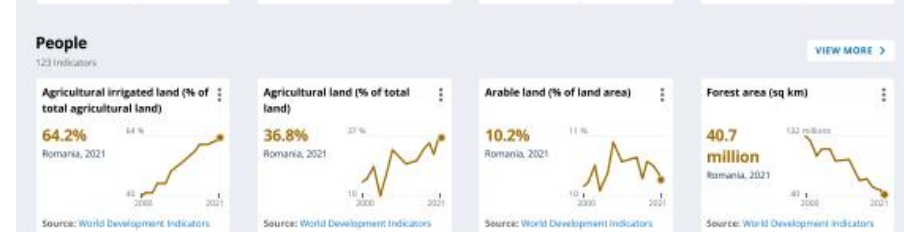
DATA360: Country Intelligence at Your Fingertips

Unified Country Profile, Benchmarking, Featured Indicators, Datasets, and Projects



Featured Indicators

Compare with: None



DATA360: Enabling Analytics & Knowledge

Integrated Country Analytics

worldbank.org | Open Data

THE WORLD BANK Data 360

Search data

HOME ECONOMIES THEMES DATA ANALYTICS RESOURCES ABOUT

Country Analytics Global Reports Country Factsheets

Analytics > Country Analytics

Country Analytics

The country analytics reports provide a comprehensive understanding of a nation's economic and social dynamics. They empower evidence-based policymaking, helping countries address challenges and leverage opportunities for sustainable and inclusive growth.

All People Prosperity Planet Infrastructure Digital

All Themes

PEOPLE

Human Capital Review

Lorem ipsum dolor sit amet consectetur. Sollicitudin sit eleifend eu faucibus dui blandit diam sit elementum.

Lastest Country Reports

Djibouti	2024/01/02
Djibouti Human Capital Review	
Bosnia and Herzegovina	2024/01/02
Bosnia and Herzegovina - Country Economic Mem...	

[VIEW ALL >](#)

PEOPLE

Pandemic Preparedness Diagnostics

Lorem ipsum dolor sit amet consectetur. Sollicitudin sit eleifend eu faucibus dui blandit diam sit elementum.

Lastest Country Reports

Yemen	2024/01/02
Yemen Poverty and Equity Assessment - Living In...	
Liberia	2024/01/02
Liberia Poverty Assessment - Towards a More In...	

[VIEW ALL >](#)

PROSPERITY

Poverty and Equity Assessment

Lorem ipsum dolor sit amet consectetur. Sollicitudin sit eleifend eu faucibus dui blandit diam sit elementum.

PROSPERITY

Public Finance Review

Lorem ipsum dolor sit amet consectetur. Sollicitudin sit eleifend eu faucibus dui blandit diam sit elementum.

Integrated Global Reports and Country Factsheets

THE WORLD BANK Data 360

Search data, e.g. South Asia, time use

HOME ECONOMIES THEMES DATA ANALYTICS RESOURCES ABOUT

Country Analytics Global Reports Country Factsheets

Analytics > Country Analytics > Poverty and Equity Assessment

Poverty and Equity Assessment

Poverty and Equity Assessments are evidence-driven core diagnostic tools that assess trends in poverty, inequality, and vulnerability, describe the characteristics of the poor and the vulnerable, and uncover the drivers behind changes over time. They typically utilize official household surveys, often in conjunction with other sources of data, to identify policy priorities and investments that can create better opportunities for people and put the country on a sustainable path to ending poverty and promoting shared prosperity on a livable planet.

Jump to: [Latest Reports](#) | [Tools](#) | [Featured Indicators](#) | [Featured Datasets](#)

Latest Reports

Country **INDIA**

Lastest Country

India - Country economic stabilization and...

India - Country economic development challenges

India - Country economic issues and options

India - Country economic developments and r...

Latest updates by country

No reports last year last 5 years older

worldbank.org | Open Data

THE WORLD BANK Data 360

Search data, e.g. South Asia, time use, GbV, etc.

HOME ECONOMIES THEMES DATA ANALYTICS RESOURCES ABOUT

Country Analytics Global Reports Country Factsheets

Analytics > Country Factsheets

Country Factsheets

The factsheets offer a comprehensive summary of advancements made in improving the quality of policies and institutions across a range of development topics. Each factsheet comprises a curated collection of core indicators available on the Prosperity Data360 platform.

All People Prosperity Planet Infrastructure Digital

Prosperity

Country **All**

PROSPERITY

Macro Poverty Outlook

Lorem ipsum dolor sit amet consectetur. Sollicitudin sit eleifend eu faucibus dui blandit diam sit elementum. Lorem ipsum dolor sit amet consectetur. Sollicitudin sit eleifend eu faucibus dui blandit diam sit elementum. Lorem ipsum dolor sit amet consectetur. Sollicitudin sit eleifend eu faucibus dui blandit diam sit elementum.

[VIEW ALL >](#)

PROSPERITY

Poverty and Equity Briefs

Lorem ipsum dolor sit amet consectetur. Sollicitudin sit eleifend eu faucibus dui blandit diam sit elementum. Lorem ipsum dolor sit amet consectetur. Sollicitudin sit eleifend eu faucibus dui blandit diam sit elementum. Lorem ipsum dolor sit amet consectetur. Sollicitudin sit eleifend eu faucibus dui blandit diam sit elementum.

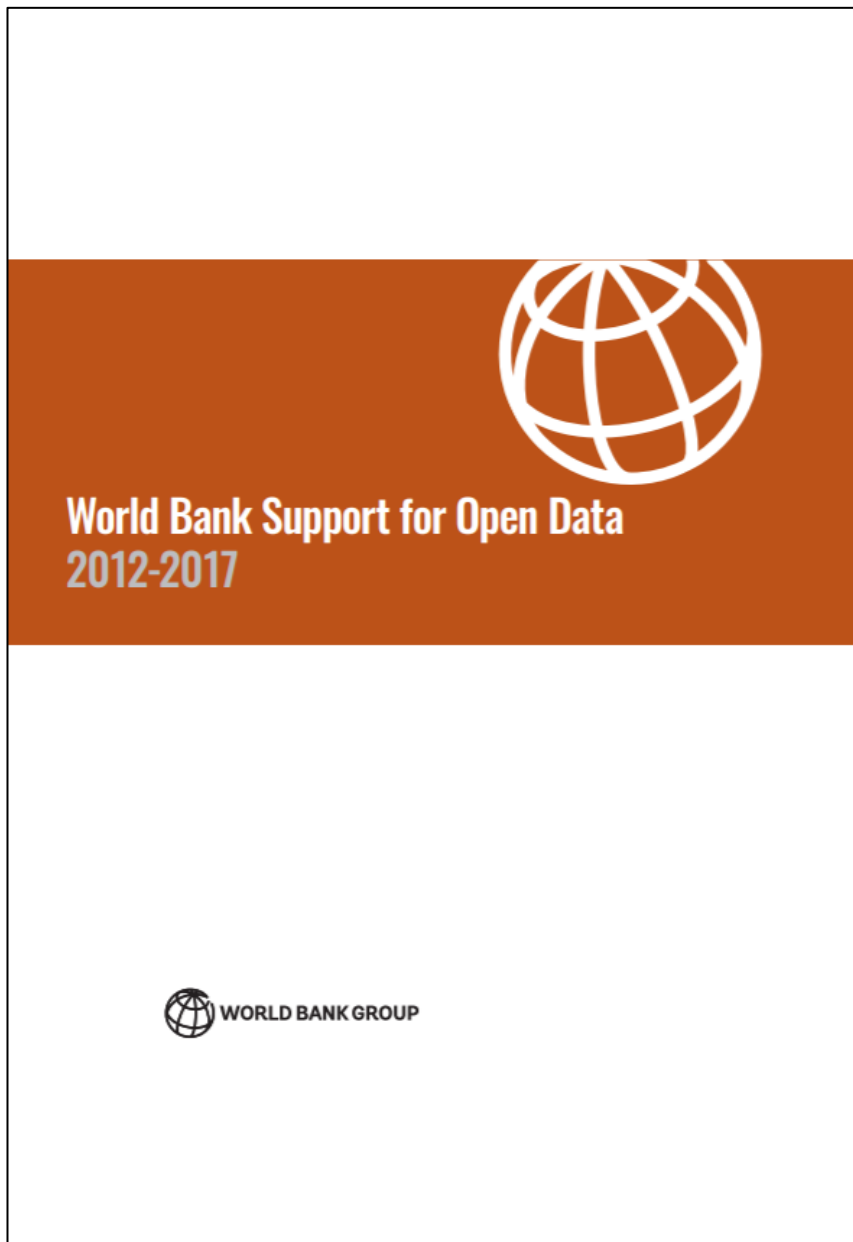
[VIEW ALL >](#)

PROSPERITY

Finance, Competitiveness Innovation

Lorem ipsum dolor sit amet consectetur. Sollicitudin sit eleifend eu faucibus dui blandit diam sit elementum. Lorem ipsum dolor sit amet consectetur. Sollicitudin sit eleifend eu faucibus dui blandit diam sit elementum. Lorem ipsum dolor sit amet consectetur. Sollicitudin sit eleifend eu faucibus dui blandit diam sit elementum.

[VIEW ALL >](#)



**USD \$1.5b for
development
data (2016-2019)**

(2) Financing

+

**USD \$90m to support
Open Government Data
between 2012-2019**

+

Expertise & Training

Data

This page in [English](#) | [Español](#) | [Français](#)

Open Government Data Toolkit



Welcome to the Open Government Data Toolkit

The **Open Government Data Toolkit** is designed to help governments, Bank staff and users understand the basic precepts of Open Data, then get “up to speed” in planning and implementing an open government data program, while avoiding common pitfalls. We suggest that you [begin reading here](#).

Getting started with Open Data can be easier than many people think. If you have data in a [re-usable electronic form](#), a [publicly accessible online place](#) to put it and an [open license](#), then you’re well on your way.



Photo: Tom Perry/World Bank

🏠 [Open Government Data Toolkit](#)

➤ [Open Data in 60 Seconds](#)

➤ [Open Data Essentials](#)

➤ [Starting an Open Data Initiative](#)

➤ [Technology Options](#)



WORLD BANK GROUP

OPEN DATA
WORKING GROUP

PART A: OPEN DATA READINESS ASSESSMENT USERS' GUIDE

This document contains version 3.1 of the "Open Data Readiness Assessment" (ODRA) methodology prepared by the World Bank's Open Government Data Working Group. This version incorporates feedback received and practical experience gained in applying earlier versions up to the end of December 2013, as well as additional User's Guide for the ODRA Methodology. This is Part A of the methodology and includes the Users' Guide.

The purpose of this methodological tool is to assist in planning what actions a government authority could consider in order to establish an Open Data program,


(4) Diagnostic & advice

Data Literacy & Use: Capacity Development

From Bootcamps to 'Deep Dives'

"Fit-for-purpose" training programs designed to impart technical skills to better enable mass diffusion & consumption of data-driven analytical content, through hands-on and team work.

(5) Training



Techniques for finding
/ scraping data from
online sources

Cleaning &
structuring data

Spreadsheets
& pivot tables

World Bank Data

Acceleration Funds

Crafting accurate, understandable
narratives out of Data

Project-based
learning

Data Visualization

Fellowship Opportunities

Networking & COP
Development

Create rapid prototypes
(experimental civic media apps,
websites, or services)

Project development (6) Delivery

Implementation

WORLD BANK BLOGS



The Journey of Open Government & Open Data Moldova

Moldova's eTransformation: Translating nascent interest in ICTs for modernization into an Expanded Vision of Open Government and Open Data.

Accountability in Tanzania

REPORTING AGENCY
World Bank

COUNTRY
Tanzania

REPORTING PERIOD
February 2016—June 2017



THANKS!

March 13, 2025



THE WORLD BANK
IBRD • IDA | WORLD BANK GROUP